


# Davicom DEX 2023

Marco Auriti, Chief Engineer  
Touch Canada Broadcasting Limited Partnership

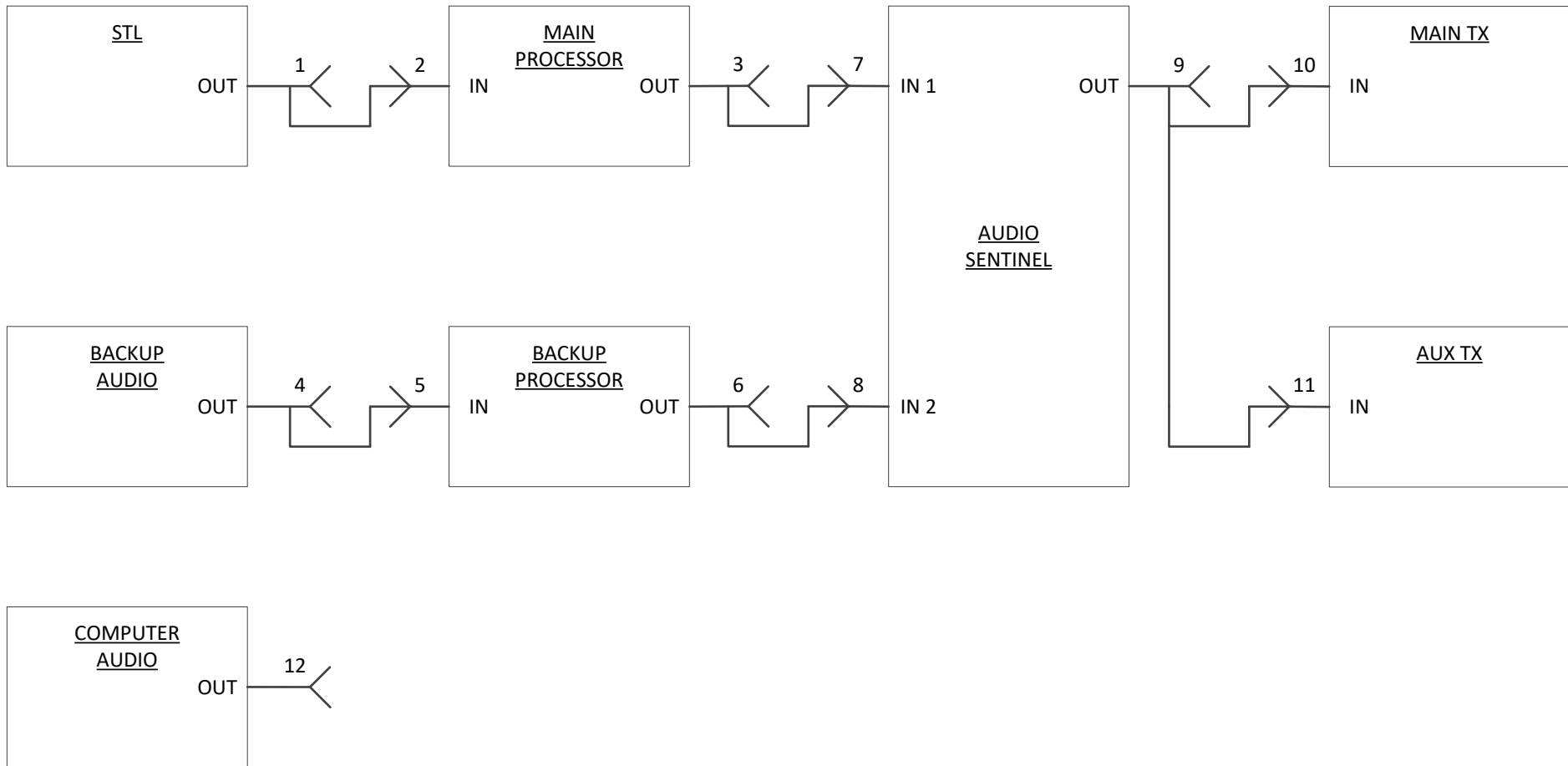


Adding MDCL to Nautel XL-12 is an external exciter

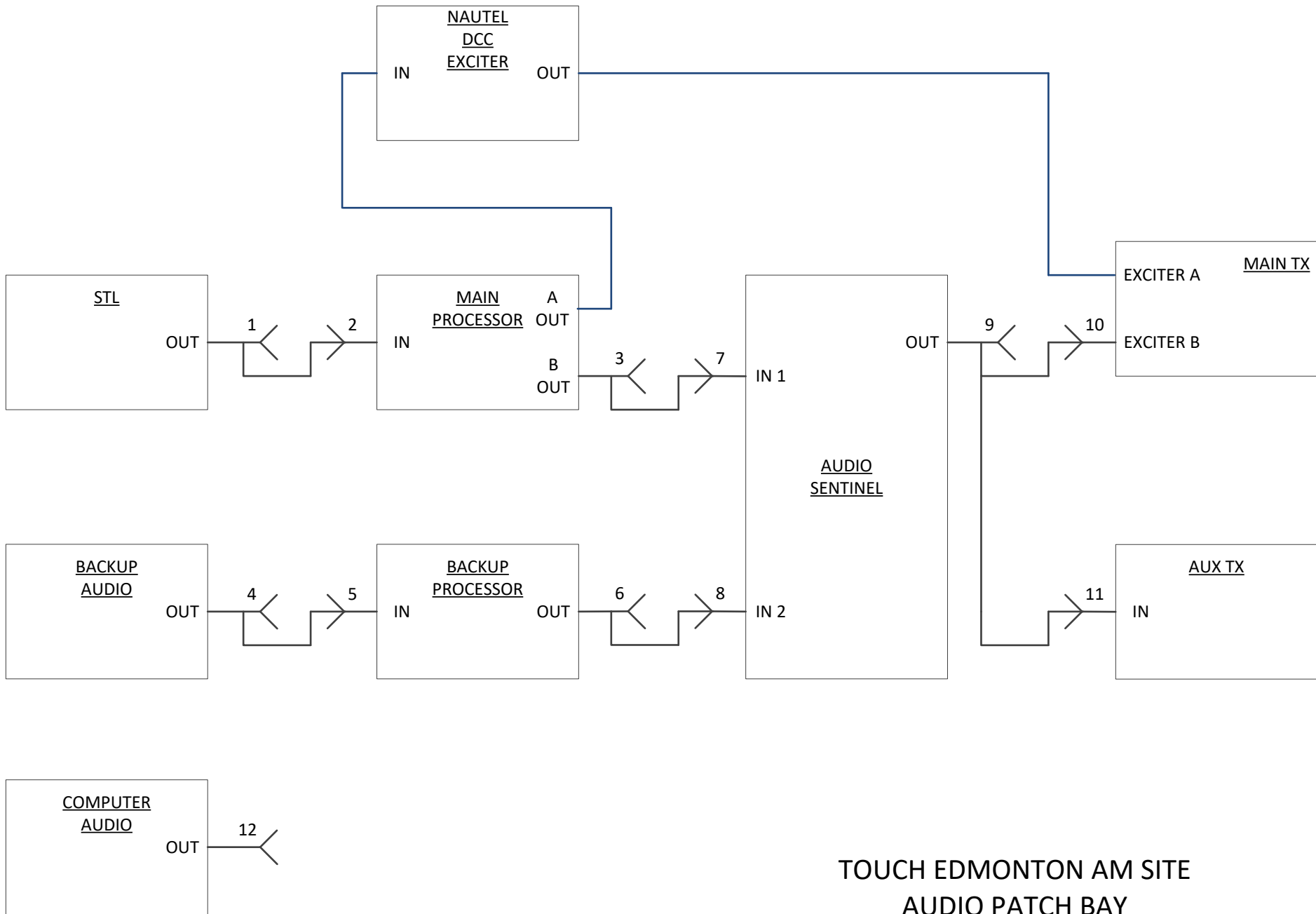


# Processor to MDCL Exciter





TOUCH EDMONTON AM SITE  
AUDIO PATCH BAY



TOUCH EDMONTON AM SITE  
AUDIO PATCH BAY



## VIRTUAL INPUTS

1	PATT CHG TIMER
	FIVE INPUT MODULE
1	
2	
3	
4	
5	NO SMOKE

### RELAY OUTPUTS

1	DAY PATTERN ON	DAY PATTERN
2	NIGHT PATTERN	NIGHT PATTERN
3	MAIN TX ON AIR	MAIN TX TO AIR
4	AUX TX READY	AUX TX TO AIR
5	PATTERN OK	PATTERN ALM RESET
6	SITE ON AIR	SITE SHUTDOWN
7	MAIN TX OK	MAIN TX RESET
8	AUX TX FAULT	AUX TX RESET
9	TX ON RMT CTL	MAIN TX PWR 1
10	MAIN TX PWR 1	MAIN TX PWR 2
11	AUDIO SW OK	AUTO AUDIO CTL
12	BUILDING DOOR OK	TIELINE RESET
13	DEHYDRATOR OK	
14	ON HYDRO	
15	GENSET STOPPED	
16	PLC RUNNING	PATTERN TIMER DAY

### Alarm Calls

### Battery Test

Mode

Pause

Local

Input

☐ Enable☐ Disable

Relay

Pulse

Force ON

Force OFF

Release

System Log

Send

Delete

View

System Status

Release Link

Virtual Logic Gates (VLG): Name: CJCA AM

ID: 930

? X

VLG Number: 1V02 ☒ Enable

☐ Auto Read

Read

Write

Delete

Descriptions when Active

Default MAIN AUDIO OK

Alternate MAIN AUDIO OK

Descriptions when Normal

Default MAIN AUDIO FAIL

Alternate MAIN AUDIO FAIL

Actions

Vocal Description when Active

Vocal Description when Normal

Configuration

Action Type:

CMD

Alarm List:

Logic Operator

☐ AND

☐ OR

☒ NAND

☐ NOR

Operands

1D11

1V02

Controlled relays:

1

2

3

4

5

6

Signaling On

☒ Alarm

☒ Return to Normal

Delays

Before Action (sec)

0

Before Return to Normal

0

Logging

☐ Custom Log

OK

Cancel

Virtual Logic Gates (VLG): Name: CJCA AM

ID: 930

? X

VLG Number: 1V03

☒ Enable

☐ Auto Read

Read

Write

Delete

Descriptions when Active

Default PULSE EXCITER A

Alternate PULSE EXCITER A

Descriptions when Normal

Default RELEASE EXCITER A

Alternate RELEASE EXCITER A

Actions

Vocal Description when Active

Vocal Description when Normal

Configuration

Action Type: CMD

Alarm List:

Logic Operator

☒ AND

☐ OR

☐ NAND

☐ NOR

Operands

1V002

1D10

1V03

Controlled relays:

1R09

Signaling On

☒ Alarm

☒ Return to Normal

Delays

Before Action (sec)

0

Before Return to Normal

0

Logging

☐ Custom Log

OK

Cancel



Virtual Logic Gates (VLG): Name: CJCA AM

ID: 930

?

×

VLG Number: 1V04

☒ Enable

☐ Auto Read

Read

Write

Delete

Descriptions when Active

Default PULSE EXCITER B

Alternate PULSE EXCITER B

Descriptions when Normal

Default RELEASE EXCITER B

Alternate RELEASE EXCITER B

Actions

Vocal Description when Active

Vocal Description when Normal

Configuration

Action Type: CMD

Alarm List:

Logic Operator

☐ AND

☐ OR

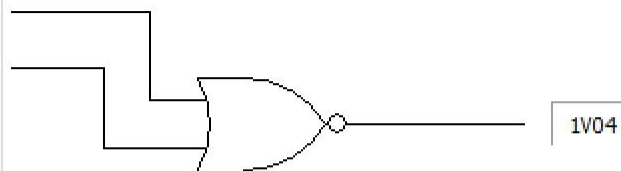
☐ NAND

☒ NOR

Operands

1V002

1D10



Controlled relays:

1R10

1

2

3

4

5

6

Signaling On

☒ Alarm

☒ Return to Normal

Delays

Before Action (sec)

0

Before Return to Normal

0

Logging

☐ Custom Log

OK

Cancel



STATUS INPUTS		RELAY OUTPUTS		VIRTUAL INPUTS	
1	DAY PATTERN ON	DAY PATTERN		PATTERN TIMER	
2	NIGHT PATTERN OFF	NIGHT PATTERN		MAIN AUDIO OK	
3	MAIN TX ON AIR	MAIN TX TO AIR		RELEASE EXCITER A	
4	AUX TX READY	AUX TX TO AIR		RELEASE EXCITER B	
5	PATTERN OK	PATTERN ALM RESET			
6	SITE ON AIR	SITE SHUTDOWN			
7	MAIN TX OK	MAIN TX RESET			
8	AUX TX OK	AUX TX RESET			
9	TX ON RMT CTL	EXCITER A & PRESET 6			
10	EXCITER A WITH DCC	EXCITER B & PRESET 1			
11	AUDIO SW OK	AUTO AUDIO CTL			
12	BUILDING DOOR OK	MARTI RESET			
13	DEHYDRATOR OK				
14	ON HYDRO				
15	GENSET STOPPED	GENSET TEST CTL			
16	PLC RUNNING	ACTIVATE DAY PATTERN			

**System**

Alarm Calls

Battery Test

**Mode**

Pause

Local

**Input**

Enable

Disable

**Relay**

Pulse

Force ON

Force OFF

Release

**System Log**

Send

Delete

View

System Status

Release Link



# Thank-You

Marco Auriti, Chief Engineer  
Touch Canada Broadcasting Limited Partnership

